



THE UNIVERSITY  
*of* NORTH CAROLINA  
*at* CHAPEL HILL

# EMBARK 2022 Graduate Student Results



# Knowledge Rate

|                                       | Count | Percent |
|---------------------------------------|-------|---------|
| <b>Number in cohort</b>               | 1785  |         |
| <b>Survey Response Rate</b>           | 416   | 23.3%   |
| <b>Data Scrape Rate</b>               | 518   | 29.0%   |
| <b>National Student Clearinghouse</b> | 6     | 0.3%    |
| <b>Campus partners data</b>           | 16    | 0.9%    |
| <b>Total Knowledge Rate</b>           | 956   | 53.5%   |

# Overall Outcome

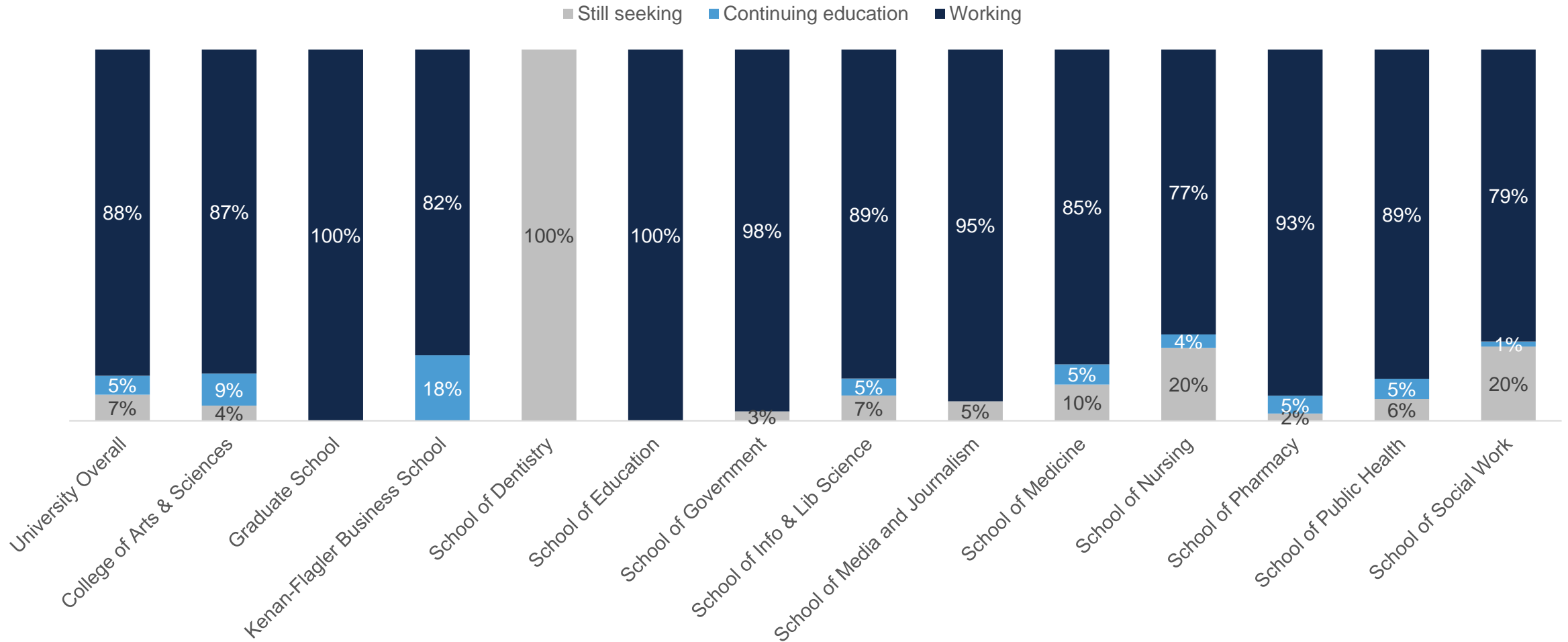
92.3%  
Positive  
Career  
Outcomes

|                              | Count | Percent |
|------------------------------|-------|---------|
| Working                      | 833   | 87.2%   |
| Continuing education         | 49    | 5.1%    |
| Military service             | 3     | 0.3%    |
| Volunteer Service            | 3     | 0.3%    |
| Seeking employment           | 65    | 6.8%    |
| Seeking continuing education | 2     | 0.2%    |
| Grand Total                  | 955   |         |

# Graduate Pathways



# Outcomes by College



# Top Employers



THE UNIVERSITY  
of NORTH CAROLINA  
at CHAPEL HILL

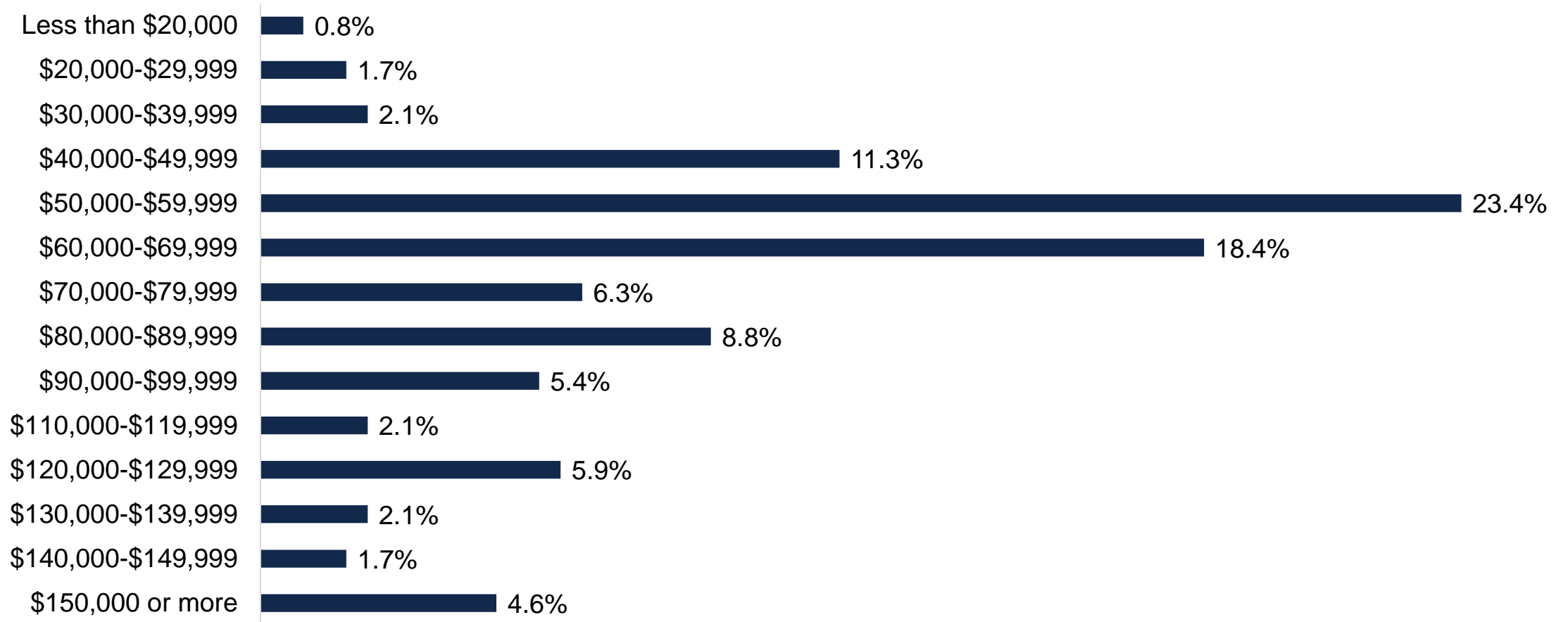


Duke



NC DEPARTMENT OF  
HEALTH AND  
HUMAN SERVICES

# Salary Summary



# Continuing Education Degrees

|                             | Count | Percent |
|-----------------------------|-------|---------|
| <b>Doctorate</b>            | 30    | 75.0%   |
| <b>Postdoctoral Studies</b> | 4     | 10.0%   |
| <b>Non-Degree Seeking</b>   | 3     | 7.5%    |
| <b>Masters</b>              | 3     | 7.5%    |
|                             | 40    |         |



# Top Institutions



THE UNIVERSITY  
*of* NORTH CAROLINA  
*at* CHAPEL HILL

Duke

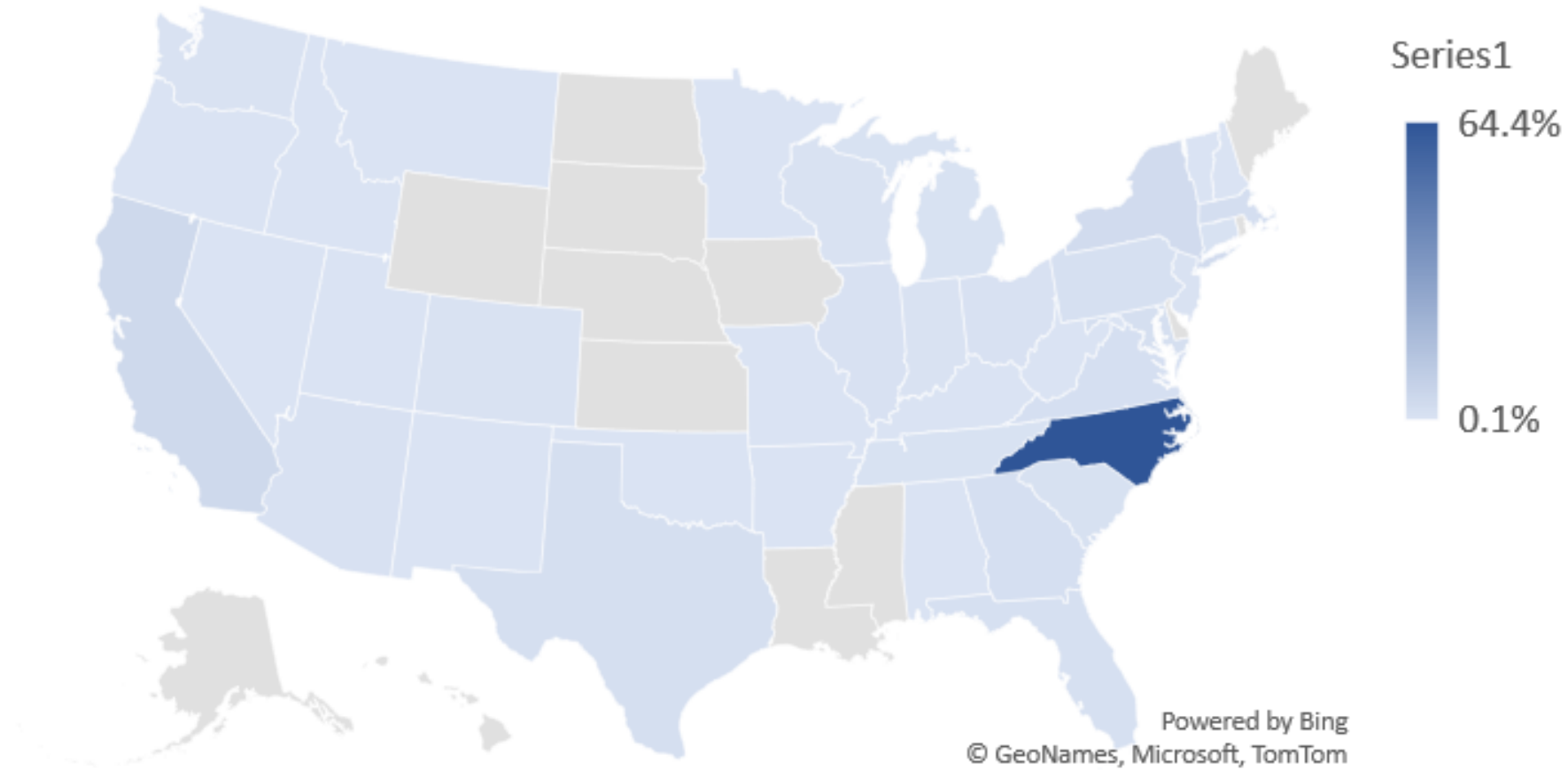


Class of 2022 Graduate Students reside in 11 different countries. 98.3% reside in the United States



Powered by Bing  
© Australian Bureau of Statistics, GeoNames, Microsoft, Navinfo, OpenStreetMap, TomTom, Zenrin

Of those residing in the U.S., 38 states are represented  
with 64.4% remaining in North Carolina



# Institution Custom Questions



## What School-facilitated sources did you use to secure your post-graduation employment?

|  | Count | Percent* |
|--|-------|----------|
| None   | 168   | 47.3%    |
| School network/resources                           | 118   | 33.2%    |
| Job postings on school career systems              | 48    | 13.5%    |
| Resume books                                       | 48    | 13.5%    |
| Resume referrals by career center                  | 48    | 13.5%    |
| Activities supported by career center              | 37    | 10.4%    |
| Scheduled interviews on or off campus              | 43    | 12.1%    |
| Internship conversion or obtain via school sources | 40    | 11.3%    |
| Other  | 19    | 5.4%     |

\*Based on 355 total responses. Respondents could select all that apply. Therefore, percent will add up to more than 100%



## What Student-facilitated sources did you use to secure your post-graduation employment?

|  | Count | Percent* |
|--|-------|----------|
| None   | 146   | 41.1%    |
| Online job postings                                | 132   | 37.2%    |
| Personal Contacts                                  | 122   | 34.4%    |
| Internship conversion or obtain via school sources | 31    | 8.7%     |
| Other  | 5     | 1.4%     |

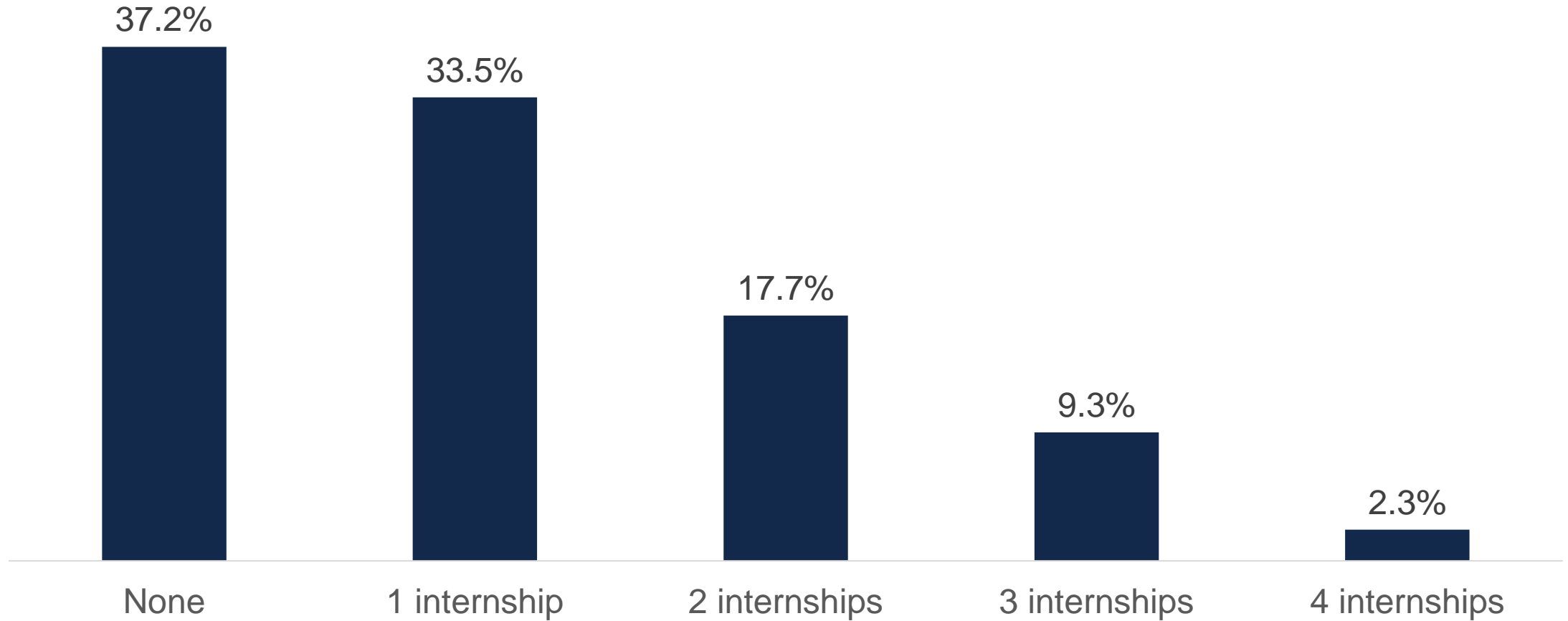
\*Based on 355 total responses. Respondents could select all that apply. Therefore,

## Did you participate in any of the following Experiential Education and Experiential Learning during your time at UNC?

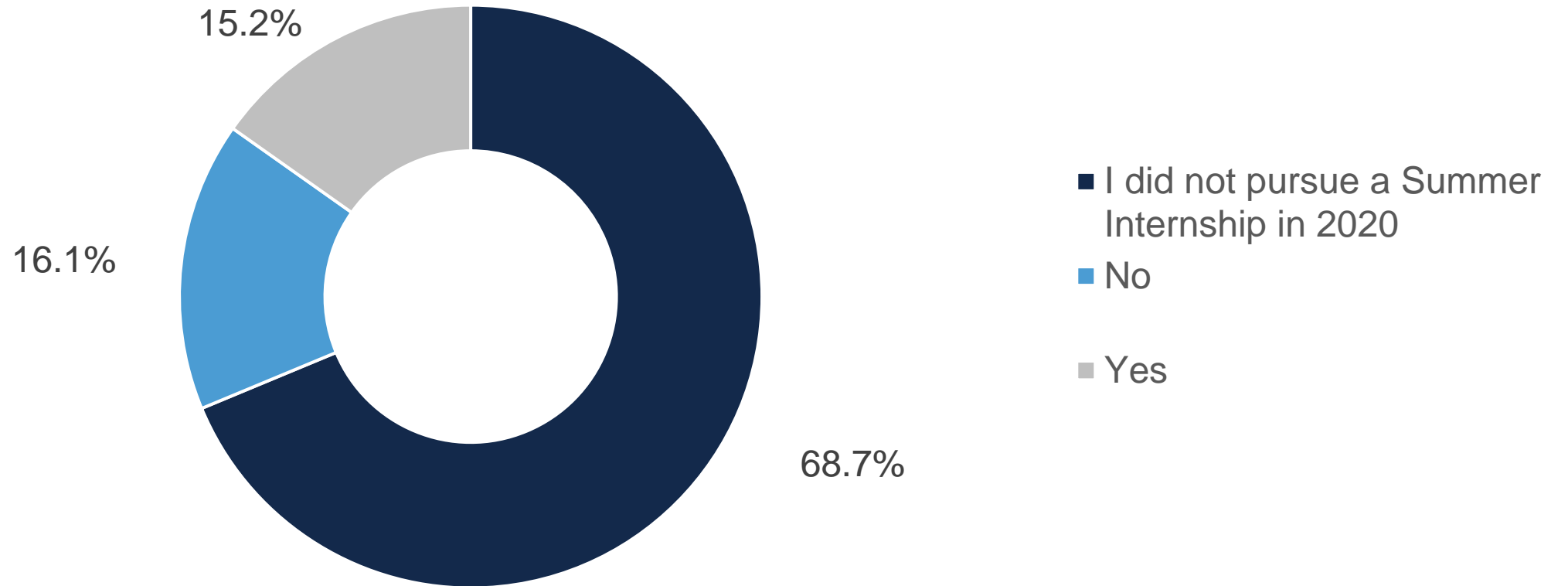
|                                 | Count | Percent* |
|---------------------------------|-------|----------|
| Practicum                       | 128   | 36.1%    |
| None                            | 110   | 31.0%    |
| Volunteering                    | 74    | 20.8%    |
| Internship Credit Course        | 44    | 12.4%    |
| Job Shadowing                   | 24    | 6.8%     |
| Other                           | 24    | 6.8%     |
| Undergraduate Research          | 15    | 4.2%     |
| Study Abroad                    | 10    | 2.8%     |
| Career Trek                     | 6     | 1.7%     |
| APPLES Service Learning Project | 5     | 1.4%     |

\*Based on 355 total responses. Respondents could select all that apply. Therefore, percent will add up to more than 100%


## How many internships did you complete during your time at UNC?



## If you pursued a Summer Internship in 2020 was it rescinded/modified due to Covid-19?







THE UNIVERSITY  
*of* NORTH CAROLINA  
*at* CHAPEL HILL