



THE UNIVERSITY
of NORTH CAROLINA
at CHAPEL HILL

EMBARK 2022 Undergraduate Student Results

Knowledge Rate

	Count	Percent
Number in cohort	4987	
Survey Response Rate	1144	22.9%
Data Scrape Rate	1891	37.9%
National Student Clearinghouse	171	3.4%
Campus secondary data	309	6.2%
Total Knowledge Rate	3512	70.4%

Overall Outcome

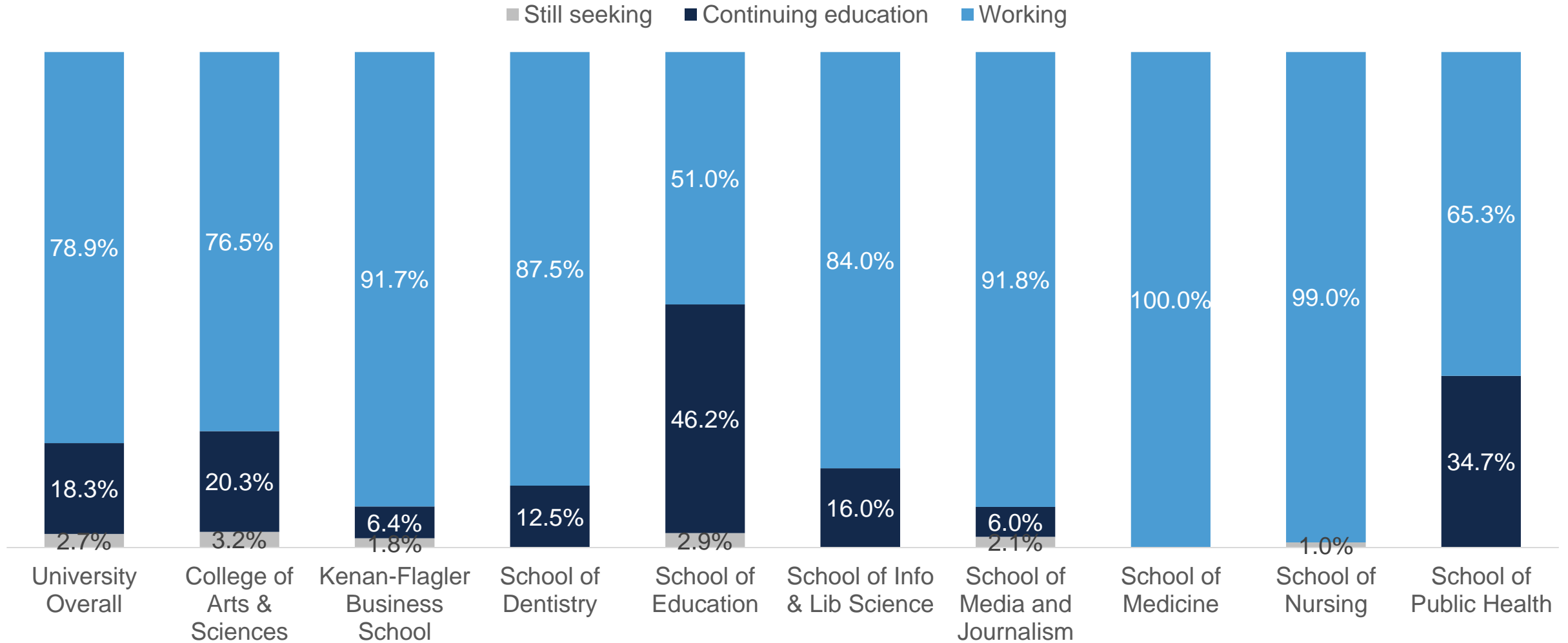
97.3%
Positive
Career
Outcomes

	Count	Percent
Working	2748	78.4%
Continuing education	643	18.3%
Military service	12	0.3%
Volunteer Service	8	0.2%
Seeking employment	66	1.9%
Seeking continuing education	30	0.9%
Grand Total	3507	

Graduate Pathways



Outcomes by College



Top Employers



THE UNIVERSITY
of NORTH CAROLINA
at CHAPEL HILL



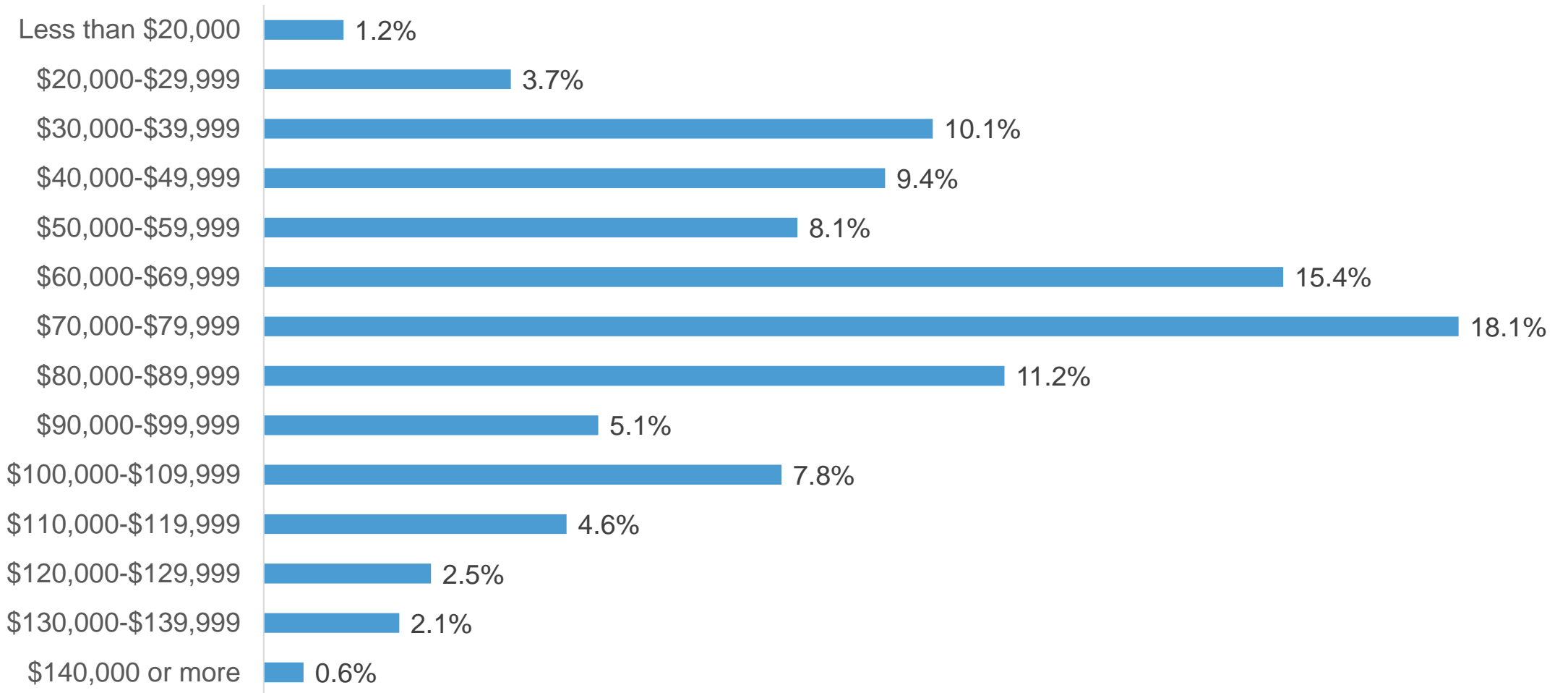
BANK OF AMERICA



Deloitte.

accenture

Salary Summary



Continuing Education Degrees

	Count	Percent
Masters	261	59.2%
Doctorate	148	33.6%
Certificate	16	3.6%
Bachelors	7	1.6%
Non-Degree Seeking	4	0.9%
Post-Baccalaureate	3	0.7%
Associates	2	0.5%
	441	

Top Institutions



THE UNIVERSITY
of NORTH CAROLINA
at CHAPEL HILL



Penn
UNIVERSITY of PENNSYLVANIA

Duke

NC STATE
UNIVERSITY



UNC GREENSBORO



COLUMBIA
UNIVERSITY



CAMPBELL
UNIVERSITY

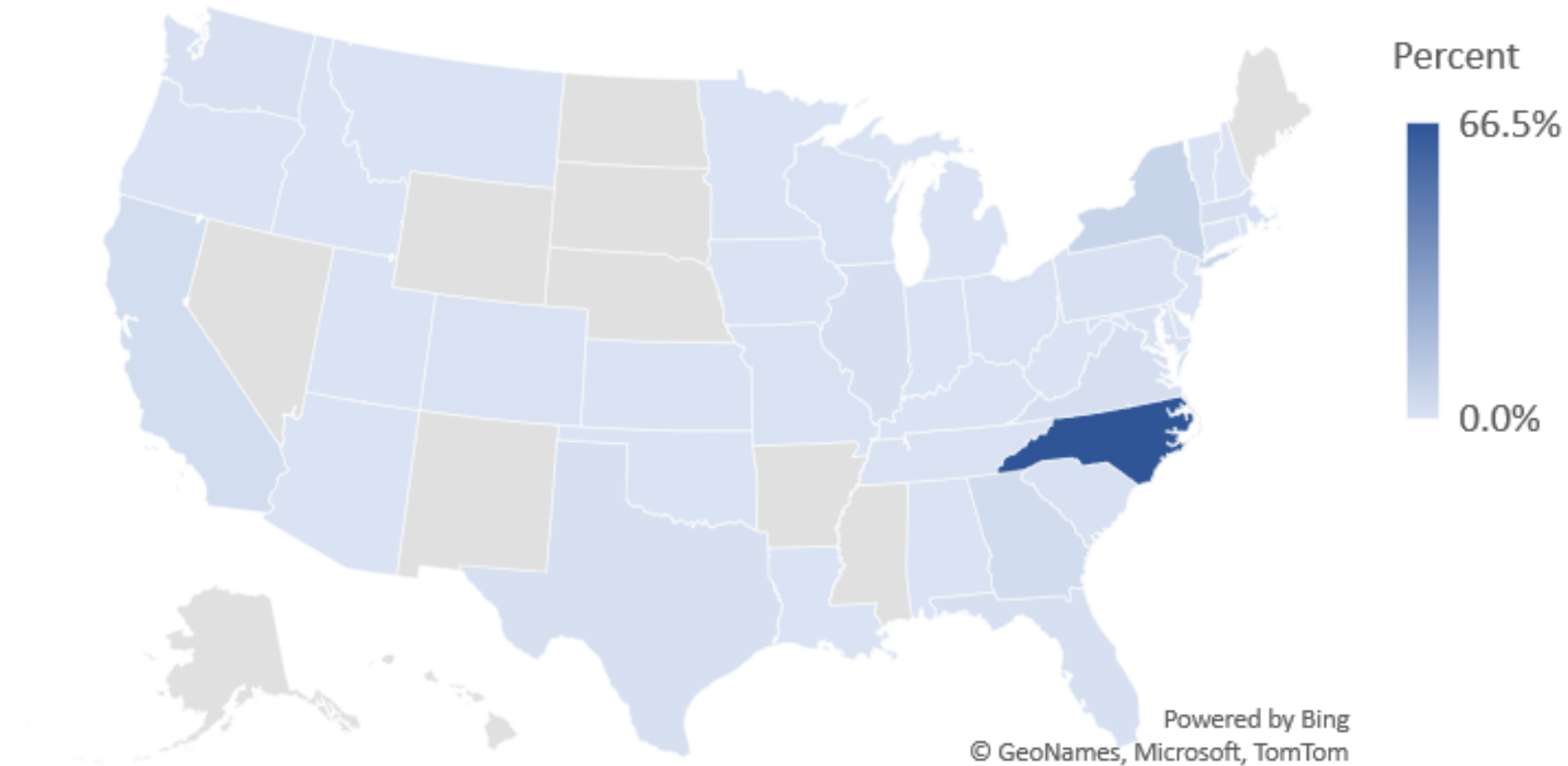


JOHNS HOPKINS
UNIVERSITY

Class of 2022 graduates reside in 26 different countries. 98.2% reside in the United States



Of those residing in the United States, 40 states are represented with 66.5% remaining in North Carolina



Institution Custom Questions



What School-facilitated sources did you use to secure your post-graduation employment?

	Count	Percent*
None	451	41.3%
School network/resources	410	37.5%
Job postings on school career systems	246	22.5%
Resume books	246	22.5%
Resume referrals by career center	246	22.5%
Activities supported by career center	144	13.2%
Scheduled interviews on or off campus	140	12.8%
Internship conversion or obtain via school sources	122	11.2%
Other	26	2.4%

*Based on 1092 total responses. Respondents could select all that apply. Therefore, percent will add up to more than 100%

What Student-facilitated sources did you use to secure your post-graduation employment?

	Count	Percent*
Online job postings	436	39.9%
Personal Contacts	405	37.1%
None	397	36.4%
Internship conversion or obtain via school sources	119	10.9%
Other	11	1.0%

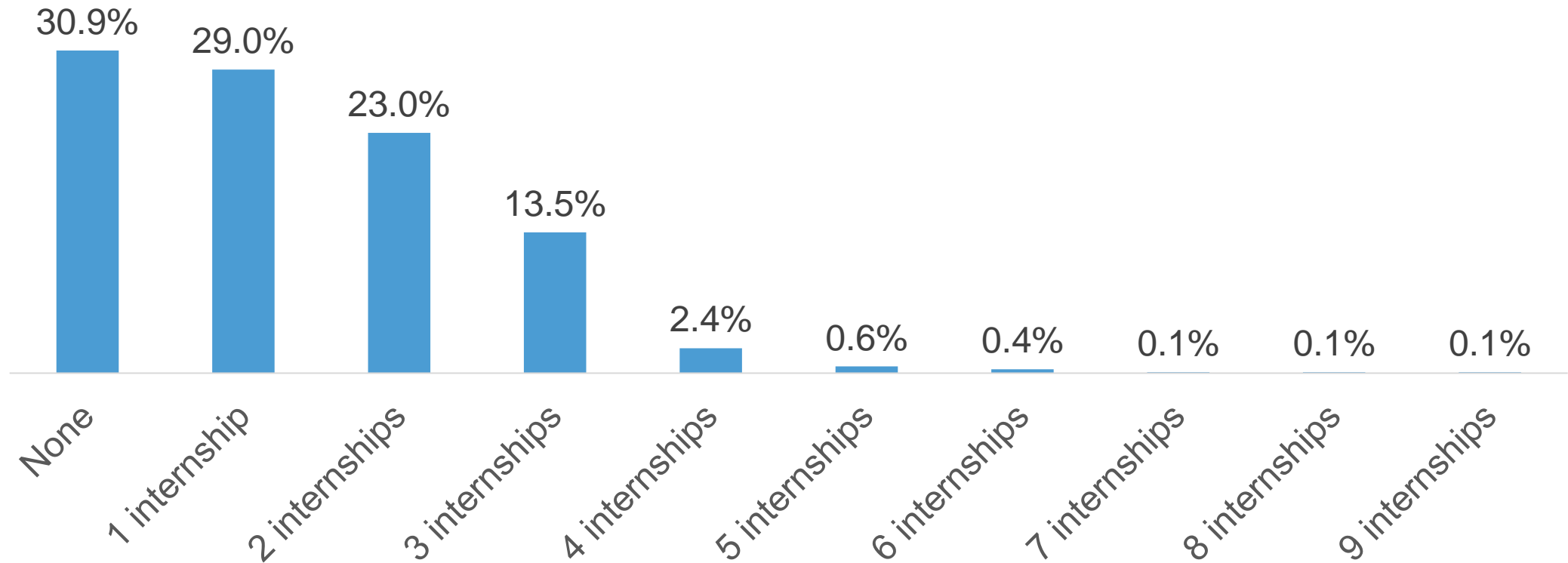
*Based on 1092 total responses. Respondents could select all that apply. Therefore, percent will add up to more than 100%

Did you participate in any of the following Experiential Education and Experiential Learning during your time at UNC?

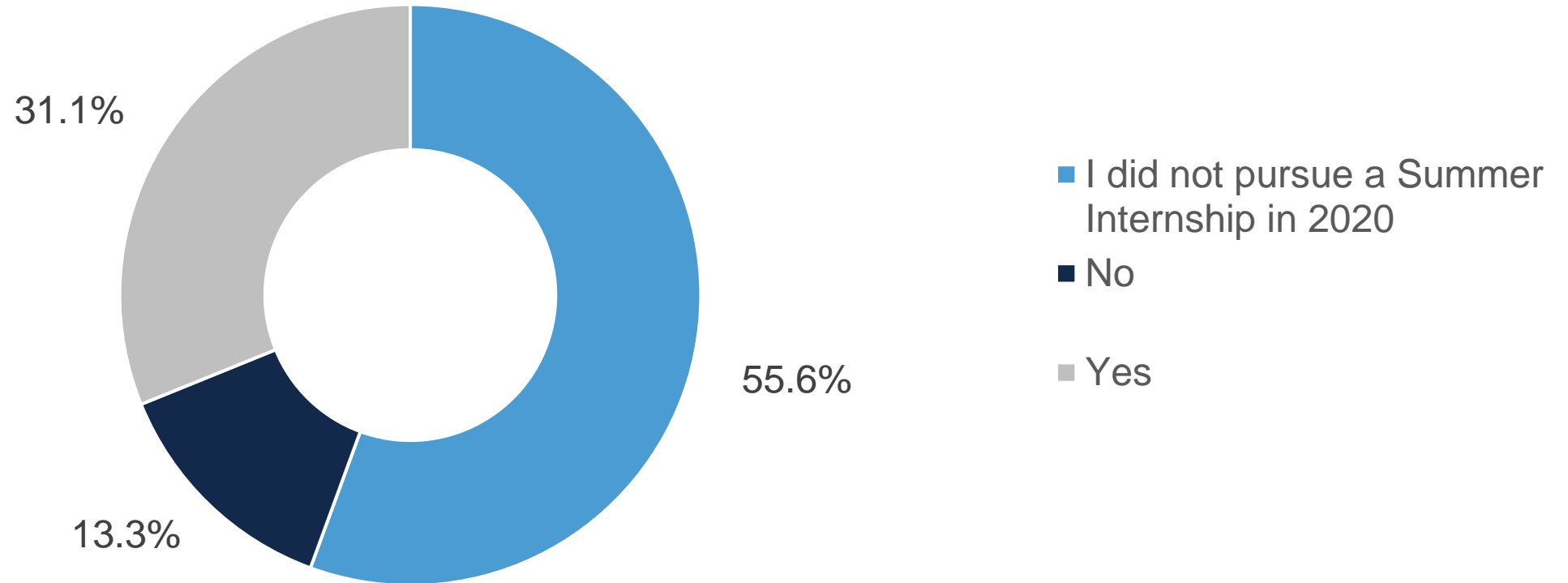
	Count	Percent*
Volunteering	523	47.9%
Undergraduate Research	417	38.2%
Internship Credit Course	197	18.0%
Study Abroad	187	17.1%
Job Shadowing	167	15.3%
APPLES Service Learning Project	162	14.8%
None	113	10.3%
Practicum	45	4.1%
Career Trek	44	4.0%
Other	36	3.3%

*Based on 1092 total responses. Respondents could select all that apply. Therefore, percent will add up to more than 100%

How many internships did you complete during your time at UNC?



If you pursued a Summer Internship in 2020 was it rescinded/modified due to Covid-19?





THE UNIVERSITY
of **NORTH CAROLINA**
at **CHAPEL HILL**